

**School District
Statement of Financial Information (SOFI)**

School District No. 53 (OKANAGAN SIMILKAMEEN)

Fiscal Year Ended June 30, 2025

TABLE OF CONTENTS

Documents are arranged in the following order:

1. Approval of Statement of Financial Information
2. Financial Information Act Submission Checklist
3. Management Report
4. Audited Financial Statements
5. Schedule of Debt
6. Schedule of Guarantee and Indemnity Agreements
7. Schedule of Remuneration and Expenses including:
 - Statement of Severance Agreements
 - Reconciliation or explanation of differences to Audited Financial Statements
8. Schedule of Payments for the Provision of Goods and Services including:
 - Reconciliation or explanation of differences to Audited Financial Statements



Ministry
of Education

SCHOOL DISTRICT STATEMENT OF FINANCIAL INFORMATION (SOFI)




6049

SCHOOL DISTRICT NUMBER 53	NAME OF SCHOOL DISTRICT OKANAGAN SIMILKAMEEN	YEAR 2024/2025
OFFICE LOCATION(S) 6161 OKANAGAN STREET		TELEPHONE NUMBER 250-498-3481
MAILING ADDRESS PO BOX 1770		
CITY OLIVER	PROVINCE BC	POSTAL CODE V0H1T0
NAME OF SUPERINTENDENT Marcus Toneatto		TELEPHONE NUMBER 250-498-3481
NAME OF SECRETARY TREASURER SUBRA PALIAPPA		TELEPHONE NUMBER 250-498-3481

DECLARATION AND SIGNATURES

We, the undersigned, certify that the attached is a correct and true copy of the Statement of Financial Information for the year ended
June 30, 2025

for School District No. **53** as required under Section 2 of the Financial Information Act.

SIGNATURE OF CHAIRPERSON OF THE BOARD OF EDUCATION 	DATE SIGNED 25-11-25
SIGNATURE OF SUPERINTENDENT 	DATE SIGNED 25-11-25
SIGNATURE OF SECRETARY TREASURER 	DATE SIGNED 25-11-25

Statement of Financial Information for Year Ended June 30, 2025

Financial Information Act-Submission Checklist

	<i>Due Date</i>
a) <input type="checkbox"/> A statement of assets and liabilities (audited financial statements).	<i>September 30</i>
b) <input type="checkbox"/> An operational statement including, i) a Statement of Income and ii) a Statement of Changes in Financial Position, or, if omitted, an explanation in the Notes to Financial Statements (audited financial statements)	<i>September 30</i>
c) <input type="checkbox"/> A schedule of debts (audited financial statements).	<i>September 30</i>
d) <input type="checkbox"/> A schedule of guarantee and indemnity agreements including the names of the entities involved and the amount of money involved. (Note: Nil schedules can be submitted December 31).	<i>September 30</i>
e) A schedule of remuneration and expenses, including:	<i>December 31</i>
<input checked="" type="checkbox"/> i) an alphabetical list of employees earning over \$75,000, the total amount of expenses paid to or on behalf of each employee for the year reported and a consolidated total for employees earning under \$75,000. If the total wages and expenses differs from the audited financial statements, an explanation is required.	
<input checked="" type="checkbox"/> ii) a list by name and position of Board Members with the amount of any salary and expenses paid to or on behalf of the member	
<input checked="" type="checkbox"/> iii) the number of severance agreements started during the fiscal year and the range of months' pay covered by the agreement, in respect of excluded employees. If there are no agreements to report, an explanation is required	
f) <input checked="" type="checkbox"/> An alphabetical list of suppliers receiving over \$25,000 and a consolidated total for those suppliers receiving less than \$25,000. If the total differs from the Audited Financial Statements, an explanation is required.	<i>December 31</i>
g) <input checked="" type="checkbox"/> Approval of Statement of Financial Information.	<i>December 31</i>
h) <input checked="" type="checkbox"/> A management report approved by the Chief Financial Officer	<i>December 31</i>

School District Number & Name: SCHOOL DISTRICT NO.53 (OKANAGAN SIMILKAMEEN)

**School District
Statement of Financial Information (SOFI)**

School District No. 53 (Okanagan Similkameen)

Fiscal Year Ended June 30, 2025

MANAGEMENT REPORT


The Financial Statements contained in this Statement of Financial Information under the *Financial Information Act* have been prepared by management in accordance with Canadian generally accepted accounting principles and the integrity and objectivity of these statements are management's responsibility.

Management is also responsible for all other schedules of financial information and for ensuring this information is consistent, where appropriate, with the information contained in the financial statements and for implementing and maintaining a system of internal controls to provide reasonable assurance that reliable financial information is produced.

The Board of Education is responsible for ensuring that management fulfils its responsibilities for financial reporting and internal control and for approving the financial information included in the Statement of Financial Information.

The external auditors, Grant Thornton LLP, conduct an independent examination, in accordance with generally accepted auditing standards, and express their opinion on the financial statements as required by the *School Act*. Their examination does not relate to the other schedules of financial information required by the *Financial Information Act*. Their examination includes a review and evaluation of the board's system of internal control and appropriate tests and procedures to provide reasonable assurance that the financial statements are presented fairly.

On behalf of School District No.53 (Okanagan Similkameen)



Marcus Toneatto, Superintendent

Date: November 25, 2025



Subra Paliappa, Secretary Treasurer

Date: November 25, 2025

Prepared as required by *Financial Information Regulation*, Schedule 1, section 9

**School District
Statement of Financial Information (SOFI)**

School District No. 53 (Okanagan Similkameen)

Fiscal Year Ended June 30, 2025

SCHEDULE OF DEBT

Information on all long term debt is included in the School District Audited Financial Statements.

Prepared as required by *Financial Information Regulation*, Schedule 1, section 4

**School District
Statement of Financial Information (SOFI)**

School District No. 53 (Okanagan Similkameen)

Fiscal Year Ended June 30, 2025

SCHEDULE OF GUARANTEE AND INDEMNITY AGREEMENTS

School District No.53 (Okanagan Similkameen) has not given any guarantee or indemnity under the Guarantees and Indemnities Regulation.

Prepared as required by *Financial Information Regulation*, Schedule 1, section 5

School District
Statement of Financial Information (SOFI)

School District No. 53 (Okanagan Similkameen)

Fiscal Year Ended June 30, 2025

SCHEDULE OF REMUNERATION AND EXPENSES

NAME	POSITION	REMUNERATION	EXPENSES
BROUWER, CASEY T	TRUSTEE	\$ 16,805.78	\$ 8,661.03
CLAYTON, KAREN	TRUSTEE	\$ 12,832.85	\$ 4,212.68
DOROSZ, BRENDA	TRUSTEE	\$ 12,407.85	\$ 1,540.31
MARTEN, DEBBIE H	TRUSTEE	\$ 15,707.85	\$ 7,805.25
PICKELL, SHOLEH J. W	TRUSTEE	\$ 13,482.85	\$ 6,558.24
WATSON, CHRISTINE M	TRUSTEE	\$ 13,232.85	\$ 3,149.02
ZANDEE, ROBERT G	TRUSTEE	\$ <u>18,423.46</u>	\$ <u>12,005.49</u>
TOTAL FOR ELECTED OFFICIALS		\$ <u>102,893.49</u>	\$ <u>43,923.02</u>

A. LIST OF EMPLOYEES WHOSE REMUNERATION EXCEEDS \$75,000

NAME	POSITION	REMUNERATION	EXPENSES
ADAM, CAMERON D.S.	VICE-PRINCIPAL	\$138,119.08	\$3,540.46
ADOLPH, JOEL K	TEACHERS	\$88,348.79	\$1,140.74
AEICHELE, KAITLYN A	TEACHERS	\$95,929.39	\$0.00
ANDERSON, KATIE	TEACHERS	\$113,755.79	\$300.90
ANTE, LISA M	TEACHERS	\$111,989.30	\$156.32
ARNASON, KRISTIN M	TEACHERS	\$110,846.42	\$244.08
AUJLA, ROSIE K	TEACHERS	\$84,133.78	\$0.00
BAERG, GRAEME	TEACHERS	\$111,989.29	\$0.00
BAIRD, MELISSA	TEACHERS	\$109,448.90	\$21.56
BAPTISTE, RYAN W	TEACHERS	\$111,989.30	\$1,212.00
BASANTI, NARINDER	TEACHERS	\$85,453.48	\$0.00
BAYDA, REBECCA C	TEACHERS	\$87,739.67	\$0.00
BAYLISS, RICHARD J	TEACHERS	\$101,746.09	\$0.00
BECKETT, BRYAN C	PAINTER	\$78,562.38	\$203.40
BENTO, MEAGAN E	TEACHERS	\$88,656.88	\$0.00
BIBBY, ELIZABETH	TEACHERS	\$90,831.44	\$0.00
BIDOKA, AUTUMN M	TEACHERS	\$82,156.12	\$752.60
BRAMLEY, SARAH E	TEACHERS	\$97,281.10	\$0.00
BROCKHOLM, JACKIE	TEACHERS	\$89,878.37	\$146.40
BROWN, JAMES R.R.	TEACHERS	\$109,448.89	\$0.00
BROWNING, SARAH M	VICE-PRINCIPAL	\$138,569.13	\$9,854.04
BRUNTON, KELLY A	TEACHERS	\$111,957.90	\$0.00
BUCHER, RANDALL (RANDY)	TEACHERS	\$102,043.24	\$0.00
BUMSTEAD, KAYLA	TEACHERS	\$77,708.39	\$556.25
BUREAU, MAXINE D	TEACHERS	\$89,813.68	\$0.00
BURNS, BRADLEY (BRAD)	PRINCIPAL	\$145,517.08	\$9,180.27
BURNS, JOCELYN E	TEACHERS	\$89,996.32	\$362.84
CAMPBELL, JORDAN L	CARPENTER	\$78,856.03	\$203.40
CAMPBELL, REBECCA (BECKY)	TEACHERS	\$111,121.36	\$0.00
CAMPBELL, SHOSHANNA R	TEACHERS	\$103,882.99	\$5,213.74
CHASE, JUDY L	TEACHERS	\$96,492.23	\$0.00
CHENIER, KIM (KIMBERLY)	TEACHERS	\$89,996.31	\$0.00
CHENIER, KRIS	TEACHERS	\$88,200.86	\$0.00
CHORA, DOROTHY	TEACHERS	\$102,638.19	\$841.60
CLARKE, CINDY	TEACHERS	\$79,815.20	\$0.00
CLARKE, TANIA C	TEACHERS	\$109,448.89	\$0.00
COLLINS, CHRISTOPHER	TEACHERS	\$94,996.21	\$0.00
CONIBEAR, CASH	TEACHERS	\$107,002.17	\$84.00
CVITKO, JODY L	EXECUTIVE ASSISTANT	\$80,742.66	\$2,247.73
DAVIDSON, JESSICA R	TEACHERS	\$81,087.09	\$0.00
DEJONG, MEGHAN E	TEACHERS	\$79,791.85	\$0.00
DELL, LISA A	TEACHERS	\$96,400.04	\$0.00
DIAS, JULIE	TEACHERS	\$111,989.29	\$0.00
DIONNE, TAMMY (TAMARA)	TEACHERS	\$111,989.29	\$168.83

NAME	POSITION	REMUNERATION	EXPENSES
DIRK, MELIA	DIST. VP	\$134,419.03	\$15,497.78
DIXON, KRISTINA	COUNSELLOR	\$122,190.23	\$8,170.90
DOUANGPANYA, KHAM	MECHANIC	\$75,406.62	\$84.48
DUCHARME, DAGAN J	TEACHERS	\$85,937.99	\$2,802.02
DUCHARME, MERCEDES M	TEACHERS	\$94,137.88	\$0.00
DULCETTA, ALLISON M	TEACHERS	\$111,799.30	\$61.92
DUNLOP, SAMANTHA L	TEACHERS	\$111,989.30	\$133.88
EATON, EMILY M	TEACHERS	\$75,978.47	\$0.00
EATON, WILLIAM J	PRINCIPAL	\$91,687.42	\$3,620.37
EDDISON, TRISHIA	TEACHERS	\$100,935.54	\$0.00
FONTEYNE, MARGARET J	TEACHERS	\$102,225.41	\$0.00
FOSTER, DAVID B	PRINCIPAL	\$165,205.41	\$1,936.19
FRANK, HILLARY	TEACHERS	\$96,732.16	\$0.00
FREMPONG, STEVIE Y	TEACHERS	\$87,915.96	\$0.00
GALLAGHER, HELEN	TEACHERS	\$84,971.45	\$15,406.83
GILBERT, CINDY J	EXECUTIVE ASSISTANT	\$80,742.72	\$2,044.85
GONCALVES, RACHELLE LA	TEACHERS	\$114,242.30	\$162.72
GRAINGER, KATHLEEN P	TEACHERS	\$111,509.92	\$0.00
HADDOW, RAYMOND L	JOINER	\$78,364.81	\$353.16
HALL, RICHARD R M	TEACHERS	\$111,989.29	\$1,008.00
HARRINGTON, TRACY	PRINCIPAL	\$165,889.78	\$3,497.22
HEINRICH, GLEN A	VICE-PRINCIPAL	\$145,517.12	\$3,629.16
HESELGRAVE, SCOTT E	INFO. TECH.	\$87,013.26	\$2,866.28
HILL, ANDREW	TEACHERS	\$104,528.41	\$0.00
HOFMAN, TRAVIS	TEACHERS	\$102,225.45	\$0.00
HUTCHISON, NIKKI L	VICE-PRINCIPAL	\$123,967.09	\$3,016.72
IBARAKI, LAUREN	TEACHERS	\$111,989.27	\$1,670.63
JOHNSON, T. SCOTT	TEACHERS	\$102,225.46	\$0.00
JOHNSTON, CORTNEY AM	TEACHERS	\$111,701.64	\$330.23
JOHNSTON, KATHLEEN A	TEACHERS	\$93,470.99	\$0.00
JONES, AMANDA-LYNN V	VICE-PRINCIPAL	\$127,366.87	\$2,402.98
JONES, NATHAN	ELECTRICIAN	\$78,754.86	\$206.03
KAISER, PATRICK J	TEACHERS	\$111,989.30	\$0.00
KERN, SHANEAH	TEACHERS	\$77,457.47	\$550.57
KESSLER, AARON	TEACHERS	\$83,922.24	\$1,086.75
KHODARAHMI, JACQUELINE S	TEACHERS	\$111,832.87	\$1,050.77
KINGSFIELD, LINDSEY	TEACHERS	\$111,701.90	\$1,227.72
KÖPPE, HEATHER A	TEACHERS	\$87,607.81	\$1,423.22
KUNSTAR, HOLLY C	TEACHERS	\$98,391.13	\$0.00
KUNZ, LISA	TEACHERS	\$103,640.57	\$595.84
LACROIX, LESLEY A	TEACHERS	\$90,538.06	\$0.00
LAMB, CAROL	TEACHERS	\$110,890.62	\$0.00
LANDRY, SHELLEY	TEACHERS	\$108,149.78	\$413.29
LANGLEY, HEATHER S	TEACHERS	\$109,782.24	\$0.00
LANSEL, JENAFOR	SLP	\$123,617.98	\$2,528.92

NAME	POSITION	REMUNERATION	EXPENSES
LEROUX, ERIN M	TEACHERS	\$87,984.24	\$0.00
LESSARD, HEATHER A	TEACHERS	\$111,989.36	\$152.60
LEWIS, CHRISTOPHER J	TEACHERS	\$94,377.86	\$0.00
LIVERA, LISA R	TEACHERS	\$111,983.66	\$453.97
LUCICH, MICHAEL	TEACHERS	\$101,273.62	\$0.00
MACFADDEN, RYAN R	TEACHERS	\$99,547.40	\$99.00
MACNAUGHTON, NIKKI	TEACHERS	\$79,794.27	\$67.68
MÄLMBERG, KRISTA	TEACHERS	\$80,431.24	\$0.00
MARTIN, JENNIFER E	TEACHERS	\$101,580.94	\$9,231.62
MARTIN, JORIE L	TEACHERS	\$102,225.43	\$0.00
MARTINS, CATHY	TEACHERS	\$108,490.10	\$0.00
MASYK, LEANN	TEACHERS	\$111,989.30	\$162.75
MATTHEWS, LLOYD A	INFO. TECH.	\$81,677.42	\$567.07
MCALLISTER, JASON R	PRINCIPAL	\$157,454.36	\$2,395.84
MCINTYRE, SABRA	TEACHERS	\$108,037.81	\$0.00
MCINTYRE, TRAVIS C	TEACHERS	\$101,767.72	\$200.00
MCKINNON, JESSE C	TEACHERS	\$87,352.88	\$63.00
MILLER, RYAN E	TEACHERS	\$101,221.35	\$199.15
MILLER, SHANNON L	PRINCIPAL	\$157,904.36	\$2,112.32
MILLWARD, ERNIE	TEACHERS	\$102,225.40	\$0.00
MOCCI, GEORGE	TEACHERS	\$109,448.92	\$1,194.00
MOORE, ALEXIS A	TEACHERS	\$79,981.77	\$0.00
NICHOLS, MICHAEL A	TEACHERS	\$109,606.36	\$0.00
NISSEN, SCOTT P	TEACHERS	\$75,906.82	\$0.00
NUNES, TAMARA L	TEACHERS	\$105,105.38	\$0.00
PALIAPPA, SUBRA	SEC. TREASURER	\$192,887.66	\$11,379.22
PALMER, AMANDA E	PRINCIPAL	\$153,687.36	\$2,817.26
PALMER, JASON T	TEACHERS	\$109,448.90	\$0.00
PARKER, PATTI (PATRICIA)	TEACHERS	\$109,433.29	\$0.00
PEARLE, TUSON J	TEACHERS	\$91,215.47	\$100.00
PEARSON, PATRICIA C	TEACHERS	\$100,943.17	\$0.00
PENNINGTON, SEAN B	PLUMBER	\$79,497.58	\$456.28
PETRY, MEGAN	TEACHERS	\$101,266.66	\$0.00
PODMOROW, ALISON	TEACHERS	\$102,225.44	\$0.00
PODMOROW, STEVEN J	TEACHERS	\$113,762.91	\$479.00
POOLE, KATIE (KATHRYN)	PRINCIPAL	\$149,019.23	\$3,453.78
POZZOBON, STEVEN N	TEACHERS	\$112,453.08	\$4,817.25
QUINTAL, NICOLE T	TEACHERS	\$112,428.93	\$112.32
RAINES, JENNA (JENNIFER)	TEACHERS	\$104,151.04	\$0.00
RAPOSO, BREANNE E	TEACHERS	\$87,937.00	\$323.97
RAPOSO, TIM (TIMOTHY)	TEACHERS	\$88,446.23	\$0.00
RICHARDS, LYNSEY J	TEACHERS	\$89,996.30	\$0.00
RIVEST, CODY J	TEACHERS	\$94,004.30	\$0.00
RIVEST, KAREN M	TEACHERS	\$101,511.65	\$157.50
ROSE, HEATHER	DIR. LEARNIN	\$176,360.57	\$14,241.50

NAME	POSITION	REMUNERATION	EXPENSES
ROWE, AMBER	TEACHERS	\$87,607.84	\$1,238.82
ROWLAND, DEAN	TEACHERS	\$109,898.91	\$176.81
ROWLAND, SHARI L	TEACHERS	\$109,912.71	\$0.00
RUCK, NINA	TEACHERS	\$109,138.69	\$272.00
RUSSO, CARLY	TEACHERS	\$99,086.45	\$0.00
RUSSO, MIKE (MICHELE)	TEACHERS	\$102,333.98	\$104.00
SANSOME, DEB (DEBORAH)	DIR. FACILITIES	\$159,220.66	\$1,840.35
SAUNDERS, ANN C	COUNSELLOR	\$107,767.71	\$3,656.36
SCHLACKL, SUSIE L	TEACHERS	\$109,342.77	\$0.00
SCHLACKL, WILLIAM (WILL)	TEACHERS	\$102,729.80	\$0.00
SCHULTING, C STEVEN	TEACHERS	\$114,242.28	\$877.40
SCHUR, KIM	TEACHERS	\$78,476.16	\$0.00
SCOTT, CATHERINE E	TEACHERS	\$111,609.92	\$124.96
SEARCY, NARYN J	DIR. LEARNING	\$176,360.16	\$14,731.04
SEMINOFF, JENNIFER J	TEACHERS	\$107,958.48	\$0.00
SEMINOFF, JOHN D	TEACHERS	\$111,509.81	\$611.00
SEYMOUR, CAROL A	TEACHERS	\$113,944.71	\$968.85
SHARMA, SUMAN S	TEACHERS	\$112,596.80	\$0.00
SIMPSON, DEIRDRE C P	TEACHERS	\$112,439.23	\$225.00
SMITH, STACEY E	PRINCIPAL	\$157,454.36	\$4,865.88
SNOW, ROBERTA N	TEACHERS	\$111,920.49	\$0.00
SOUCH, SHERI	TEACHERS	\$102,225.46	\$30.24
SOUSA, MANDY M	TEACHERS	\$102,675.52	\$263.88
SPAUREL, LEANNE M	TEACHERS	\$111,509.85	\$110.36
SPELAY, CAMERON W	TEACHERS	\$118,589.42	\$0.00
SPLANE, KATY(KAITLIN)	TEACHERS	\$75,067.17	\$0.00
STENE, AMANDA S	TEACHERS	\$114,679.14	\$100.00
STONE, GURNEET K	TEACHERS	\$80,741.70	\$34.13
STOPA, HAYLEY A	TEACHERS	\$82,442.69	\$126.19
STRIDE, VALERIE A	TEACHERS	\$85,938.00	\$0.00
SZABO, NAOMI M	TEACHERS	\$109,448.97	\$203.40
TEIGEN, BRADLEY (BRAD)	TEACHERS	\$91,895.36	\$317.65
TONEATTO, MARCUS	SUPERINTENDENT	\$244,852.45	\$19,643.65
TOTH, LUKAS A.M.	TEACHERS	\$101,399.25	\$0.00
TREMBLAY, SCOTT M	PRINCIPAL	\$166,339.73	\$2,278.34
TROWER, SUSAN M	MANAGER H/R	\$124,093.27	\$2,726.03
TURNBULL, BOYD	TEACHERS	\$111,989.29	\$4,073.01
VIKNER, ALEX	TEACHERS	\$91,704.05	\$96.00
VILLAMIL PACK, STEPHANIE	TEACHERS	\$82,772.73	\$274.93
WALCHUK, TRISTA L	TEACHERS	\$100,947.59	\$0.00
WARD, CHARLENE (CHAR)	TEACHERS	\$89,128.65	\$0.00
WELKE, MEGHAN A	TEACHERS	\$89,925.32	\$133.88
WIEBE, DARRYL	TEACHERS	\$111,989.21	\$0.00
WIEBE, SAMANTHA G	TEACHERS	\$109,230.46	\$151.00
WILKIE, CHRISTOPHER G	TEACHERS	\$105,853.31	\$100.00
WILLIAMS, KIMBERLEY (KIM)	TEACHERS	\$81,450.71	\$300.35

NAME	POSITION	REMUNERATION	EXPENSES
WILLMS, MICHAEL F.D.	TEACHERS	\$84,078.67	\$712.09
WOLLF, HELEN	TEACHERS	\$102,225.47	\$0.00
WURFLINGER, GORDON	TEACHERS	\$111,989.29	\$108.60
ZAKALL, STACY E	TEACHERS	<u>\$100,383.92</u>	<u>\$0.00</u>
TOTAL FOR EMPLOYEES WHOSE REEMUNERATION EXCEEDS \$75,000		<u>\$19,422,067.55</u>	<u>\$230,923.87</u>

B. REMUNERATION TO EMPLOYEES PAID \$75,000 OR LESS

Total remuneration paid to employees where the amount
paid to each employee was \$75,000 or less:

\$10,896,271.19 \$66,050.64

C. CONSOLIDATED TOTAL

\$30,318,338.74 \$296,974.51

D. EMPLOYER PORTION OF E.I. AND C.P.P.

The employer portion of Employment Insurance and
Canada Pension Plan paid to the Receiver General of Canada:

\$1,828,132.06

School District
Statement of Financial Information (SOFI)
School District No. 53 (Okanagan Similkameen)
Fiscal Year Ended June 30, 2025

STATEMENT OF SEVERANCE AGREEMENTS

There were no severance agreements made between School District No.53 (Okanagan Similkameen) and its non-unionized employees during fiscal year 2025.

Prepared as required by *Financial Information Regulation*, Schedule 1, subsection 6(7)

**School District
Statement of Financial Information (SOFI)**

School District No. 53 (Okanagan Similkameen)

Fiscal Year Ended June 30, 2025

SCHEDULE OF PAYMENTS MADE FOR THE PROVISION OF GOODS AND SERVICES

Name of Individual, Firm or Corporation	Total Amount Paid During Fiscal Year
A & G Supply Ltd.	\$ 48,548.97
Amazon.CA	110,013.29
Bronag Contracting Ltd.	182,758.80
Bunzl Cleaning & Hygiene	75,922.27
Child Care Capital Funding	31,829.06
Chaparral	208,176.87
Combined Mechanical Contractor	47,923.73
Cool Creek Energy	280,294.87
Cullen Diesel Power	35,746.77
Desert Sun Counselling Services	203,215.11
Desjardins Financial Security	39,118.77
Doane Grant Thornton LLP	38,718.44
Employer Health Tax	593,305.82
Falcon Engineering Ltd.	96,813.09
First Truck Centre Inc.	270,554.57
Fortis BC – Comm. Service-3phase	56,128.41
Fortis BC – Electricity	496,391.58
Fortis BC – Natural Gas	125,019.85
Goldstar Fencing Inc.	27,014.13
Green Roots Play Equipment Inc.	185,017.35
Greyback Construction Ltd.	531,419.69
Habitat Systems	137,684.47
HDR Architecture Associates	73,307.38
IBM Canada Ltd.	42,374.84
Interior Roofing (2011) Ltd.	49,489.93
Joe's Plumbing & Heating	46,814.85
Kellco Custom Painting	107,619.52
Kimco Controls Ltd.	66,357.02
Landrook, Michael	54,690.55
Macquarie Equipment Lease	156,044.43
Manulife Financial	45,296.19
Municipal Pension Plan	1,278,734.41

Nathan Ondrus Construction Ltd	\$ 124,814.51
Northern Computers	347,682.87
Okanagan College	89,892.60
Okanagan Labour Relations Council	169,196.20
Pacific Blue Cross	823,770.02
Pensions BC	4,437,166.27
Peter Bros Construction	78,361.50
Powerschool Canada ULC	117,608.26
Public Education Benefits Trust	582,246.26
Rambow Mechanical Ltd.	1,420,362.95
RFS Canada	63,658.11
Ricoh Canada Inc.	34,005.56
School District #23 (Central Okanagan)	26,864.50
Softchoice LP	92,907.99
Staples Canada ULC	31,181.65
Telus Health (Canada) Ltd.	25,454.52
Town of Oliver	112,580.63
Town of Osoyoos	75,226.88
Waste Connections of Canada	36,744.55
Western Canada Bus	382,705.48
White Paper Co.	38,783.36
Wood Wyant Canada	35,317.25
Work Safe BC	386,802.93
<hr/>	
Total (Suppliers with payments exceeding \$25,000)	\$ 15,275,679.88
Total (Suppliers where payments are \$25,000 or less)	<u>2,032,734.92</u>
Consolidated Total	<u><u>\$ 17,308,414.80</u></u>

Prepared as required by Financial Information Regulation, Schedule 1, section 7

Reconciliation of S.O.F.I. Report and District Financial Statements
S.O.F.I. Report

Grand total of scheduled payments

Records cash payments in fiscal year

Uses cash basis of accounting; accruals are not recorded

Payments recorded at gross value which includes GST

All cash payments included in schedule

No amortization of capital assets

Does not record deferrals or accruals

Financial Statement Expenditures

Records expenditures due and payable in year

Expenses recorded using Generally Accepted Accounting Principles

Expenditures are net of credits received or receivable (Excluding % of GST)

Payments for capital assets are capitalized not expensed

Capital assets amortized in financial statements

Records deferrals and accruals as per Generally Accepted Accounting Principles