

**School District
Statement of Financial Information (SOFI)**

School District No. 53 (Okanagan Similkameen)

Fiscal Year Ended June 30, 2011

TABLE OF CONTENTS

Documents are arranged in the following order:

1. Approval of Statement of Financial Information
2. Financial Information Act Submission Checklist
3. Management Report
4. Audited Financial Statements
5. Schedule of Debt
6. Schedule of Guarantee and Indemnity Agreements
7. Schedule of Remuneration and Expenses including:
 - Statement of Severance Agreements
 - Reconciliation or explanation of differences to Audited Financial Statements
8. Schedule of Payments for the Provision of Goods and Services including:
 - Reconciliation or explanation of differences to Audited Financial Statements



Ministry
of Education




SCHOOL DISTRICT STATEMENT OF FINANCIAL INFORMATION (SOFI)

6049

<small>SCHOOL DISTRICT NUMBER</small> 53	<small>NAME OF SCHOOL DISTRICT</small> Okanagan Similkameen	<small>YEAR</small> 2010/2011
<small>OFFICE LOCATION(S)</small> 35061 - 101 Street		<small>TELEPHONE NUMBER</small>
<small>MAILING ADDRESS</small> P.O. Box 1770		
<small>CITY</small> Oliver	<small>PROVINCE</small> BC	<small>POSTAL CODE</small> V0H 1T0
<small>NAME OF SUPERINTENDENT</small> Beverly Young		<small>TELEPHONE NUMBER</small> 250-498-3481
<small>NAME OF SECRETARY TREASURER</small> Lynda Minnabarriet		<small>TELEPHONE NUMBER</small> 250-498-3481

DECLARATION AND SIGNATURES

We, the undersigned, certify that the attached is a correct and true copy of the Statement of Financial Information for the year ended
June 30, 2011
for School District No. 53 as required under Section 2 of the Financial Information Act.

<small>SIGNATURE OF CHAIRPERSON OF THE BOARD OF EDUCATION</small> 	<small>DATE SIGNED</small> Nov 23/11
<small>SIGNATURE OF SUPERINTENDENT</small> 	<small>DATE SIGNED</small> Nov 23/11
<small>SIGNATURE OF SECRETARY TREASURER</small> 	<small>DATE SIGNED</small> Nov 23/11

Statement of Financial Information for Year Ended June 30, 2011

Financial Information Act-Submission Checklist

	<i>Due Date</i>
a) <input type="checkbox"/> A statement of assets and liabilities (audited financial statements).	<i>September 30</i>
b) <input type="checkbox"/> An operational statement including, i) a Statement of Income and ii) a Statement of Changes in Financial Position, or, if omitted, an explanation in the Notes to Financial Statements (audited financial statements)	<i>September 30</i>
c) <input type="checkbox"/> A schedule of debts (audited financial statements).	<i>September 30</i>
d) <input type="checkbox"/> A schedule of guarantee and indemnity agreements including the names of the entities involved and the amount of money involved. (Note: Nil schedules can be submitted December 31).	<i>September 30</i>
e) A schedule of remuneration and expenses, including:	<i>December 31</i>
<input type="checkbox"/> i) an alphabetical list of employees earning over \$75,000, the total amount of expenses paid to or on behalf of each employee for the year reported and a consolidated total for employees earning under \$75,000. If the total wages and expenses differs from the audited financial statements, an explanation is required.	
<input type="checkbox"/> ii) a list by name and position of Board Members with the amount of any salary and expenses paid to or on behalf of the member	
<input type="checkbox"/> iii) the number of severance agreements started during the fiscal year and the range of months' pay covered by the agreement, in respect of excluded employees. If there are no agreements to report, an explanation is required	
f) <input type="checkbox"/> An alphabetical list of suppliers receiving over \$25,000 and a consolidated total for those suppliers receiving less than \$25,000. If the total differs from the Audited Financial Statements, an explanation is required.	<i>December 31</i>
g) <input type="checkbox"/> Approval of Statement of Financial Information.	<i>December 31</i>
h) <input type="checkbox"/> A management report approved by the Chief Financial Officer	<i>December 31</i>

School District Number & Name No.53 (Okanagan Similkameen)

**School District
Statement of Financial Information (SOFI)**

School District No. 53 (Okanagan Similkameen)

Fiscal Year Ended June 30, 2011

MANAGEMENT REPORT

The Financial Statements contained in this Statement of Financial Information under the *Financial Information Act* have been prepared by management in accordance with Canadian generally accepted accounting principles and the integrity and objectivity of these statements are management's responsibility.

Management is also responsible for all other schedules of financial information and for ensuring this information is consistent, where appropriate, with the information contained in the financial statements and for implementing and maintaining a system of internal controls to provide reasonable assurance that reliable financial information is produced.

The Board of Education is responsible for ensuring that management fulfils its responsibilities for financial reporting and internal control and for approving the financial information included in the Statement of Financial Information.

The external auditors, Omland Heal, Chartered Accountants, conduct an independent examination, in accordance with generally accepted auditing standards, and express their opinion on the financial statements as required by the *School Act*. Their examination does not relate to the other schedules of financial information required by the *Financial Information Act*. Their examination includes a review and evaluation of the board's system of internal control and appropriate tests and procedures to provide reasonable assurance that the financial statements are presented fairly.

On behalf of School District



Beverly Young, Superintendent

November 23rd 2011



Linda Minnabarriet, Secretary Treasurer

November 23rd 2011

Prepared as required by *Financial Information Regulation*, Schedule 1, section 9

**School District
Statement of Financial Information (SOFI)**

School District No. 53 (Okanagan Similkameen)

Fiscal Year Ended June 30, 2011

SCHEDULE OF DEBT

Information on all long term debt is included in the School District Audited Financial Statements.

Prepared as required by *Financial Information Regulation*, Schedule 1, section 4

**School District
Statement of Financial Information (SOFI)**

School District No. 53 (Okanagan Similkameen)

Fiscal Year Ended June 30, 2011

SCHEDULE OF GUARANTEE AND INDEMNITY AGREEMENTS

School District No.53 (Okanagan Similkameen) has not given any guarantee or indemnity under the Guarantees and Indemnities Regulation.

Prepared as required by *Financial Information Regulation*, Schedule 1, section 5

SCHOOL DISTRICT NO.53 (OKANAGAN SIMILKAMEEN)
 FINANCIAL INFORMATION ACT REPORT 2010/2011

A. LIST OF ELECTED OFFICIALS

NAME =====	POSITION =====	REMUNERATION =====	EXPENSES =====
COATES, MYRNA	TRUSTEE	\$11,376.96	\$5,645.86
EDWARDS, TAMELA	TRUSTEE	\$11,226.96	\$3,813.00
HANCHEROFF, SAM	TRUSTEE	\$11,751.96	\$4,905.30
HARRINGTON, JUNE	TRUSTEE	\$13,497.00	\$5,950.52
MARTEN, DEBBIE H	TRUSTEE	\$12,432.00	\$5,587.49
PETERSEN, MICHAEL G	TRUSTEE	\$11,526.96	\$3,596.36
TARR, MARIEZE	TRUSTEE	\$10,851.96	\$5,319.96
TOTAL FOR ELECTED OFFICIALS		----- \$82,663.80 =====	----- \$34,818.49 =====

SCHOOL DISTRICT NO.53 (OKANAGAN SIMILKAMEEN)
FINANCIAL INFORMATION ACT REPORT 2010/2011

A. LIST OF EMPLOYEES WHOSE REMUNERATION EXCEEDS \$75,000.00

NAME =====	POSITION =====	REMUNERATION =====	EXPENSES =====
ABBIE, DARLENE F	TEACHER	\$83,528.09	\$148.83
ABBIE, LINDSAY B	TEACHER	\$84,662.80	\$0.00
ANDERSON, SHARI L	TEACHER	\$85,773.92	\$333.84
BASSO, MARJORIE	TEACHER	\$75,816.21	\$125.00
BASSO, MAURIZIO	TEACHER	\$84,095.45	\$300.00
BEARMAN, CINDY L	TEACHER	\$77,239.17	\$0.00
BEEBE, LISA S	TEACHER	\$84,547.61	\$0.00
BERNARDY, JENNIFER R	TEACHER	\$77,239.22	\$0.00
BEWS, BONNIE GAIL	TEACHER	\$77,239.21	\$85.00
BONNETT, ROBIN N	TEACHER	\$85,857.64	\$0.00
BRIDGMAN, DONALD DG	TEACHER	\$82,715.34	\$0.00
BRUNTON, KELLY A	TEACHER	\$93,003.25	\$85.00
CAMPBELL, MARTY L	TEACHER	\$77,247.49	\$1,252.13
CARELSE, MARIO A	TEACHER	\$84,662.95	\$0.00
CHANTLER, MARGARET	TEACHER	\$75,611.03	\$0.00
CHARLISH, B JENNIFER	TEACHER	\$84,899.01	\$0.00
COLLIS, TERRY R	DISTRICT PRINCIPAL	\$110,032.36	\$17,845.88
COUTU, STAN E	TEACHER	\$84,364.53	\$0.00
CROWE-SMITH, LISA K	TEACHER	\$77,354.41	\$0.00
DELAGRAN, GEORGINA G	TEACHER	\$77,239.18	\$0.00
DELL, GEORGINA	TEACHER	\$77,239.19	\$0.00
DERKSEN, MILES R	TEACHER	\$78,554.42	\$513.24
DIONNE, TAMARA L	TEACHER	\$83,528.06	\$633.64
EATON, WILLIAM J	TEACHER	\$85,398.21	\$0.00
ESPENHAIN, SANDRA G	TEACHER	\$84,547.59	\$466.29
FAIRBROTHER, ELIZABETH A	TEACHER	\$78,076.68	\$116.48
FERREIRA, OLINDA	TEACHER	\$76,332.16	\$165.93
FOSTER, DAVID B	VICE PRINCIPAL	\$98,274.36	\$1,548.36
FULLER, DANIEL F	TEACHER	\$76,642.63	\$0.00
FYALL, MARITA M	TEACHER	\$76,986.82	\$0.00
GAJDA, PETER J	TEACHER	\$84,052.44	\$174.72
GENDRON, GREGORY W	TEACHER	\$82,761.60	\$3,193.45
GOODWEIN, RICHARD B	SECRETARY TREASURER	\$85,185.99	\$14.00
GRAINGER, WILLIAM J	TEACHER	\$84,662.81	\$0.00
GRUNTMAN, BARRY A	TEACHER	\$84,662.81	\$143.52
HAMBLETON, CHRISTOPHER H	PRINCIPAL	\$79,374.24	\$1,983.14
HARRINGTON, TRACY	TEACHER	\$85,373.08	\$850.60
HEINRICHS, GLEN A	PRINCIPAL	\$106,387.83	\$4,701.78
HERBERT, DARLENE J	TEACHER	\$82,159.28	\$0.00
HOEN, RICHARD	TEACHER	\$84,547.58	\$0.00
INSLEY, JAMES	ASST. SUPERINTENDENT	\$116,830.11	\$13,366.65
JENSEN, RICHARD	VICE PRINCIPAL	\$98,131.19	\$1,662.21
JOHNSON, IAN C	TEACHER	\$85,696.51	\$8.71
KERELIUK, MILES T	TEACHER	\$78,280.64	\$0.00
KEYES, JENNIFER	TEACHER	\$76,733.67	\$85.00
KHODARAHMI, JACQUELINE S	TEACHER	\$76,994.95	\$0.00
KITT, RODNEY J	TEACHER	\$77,296.67	\$7,486.06
KITT, THEA C	TEACHER	\$83,972.11	\$0.00
KUEHN, DORIS I	TEACHER	\$86,283.14	\$55.93

SCHOOL DISTRICT NO.53 (OKANAGAN SIMILKAMEEN)
FINANCIAL INFORMATION ACT REPORT 2010/2011

A. LIST OF EMPLOYEES WHOSE REMUNERATION EXCEEDS \$75,000.00

NAME =====	POSITION =====	REMUNERATION =====	EXPENSES =====
LANG, PHILOMENA M	TEACHER	\$84,489.87	\$0.00
LANGLEY, HEATHER S	TEACHER	\$83,528.05	\$163.64
LANGLEY, IVOR	TEACHER	\$78,549.19	\$1,429.80
LAVER, SHANI	TEACHER	\$76,153.66	\$0.00
LOVETT, TINA	TEACHER	\$83,528.09	\$5,500.98
LUCICH, MICHAEL	TEACHER	\$80,344.06	\$112.48
MACFARLANE, ROBERT PATRICK	PRINCIPAL	\$106,387.82	\$3,347.10
MAERTINS, KARIN G	TEACHER	\$86,041.19	\$2,989.56
MARTINE, LORI L	TEACHER	\$79,407.63	\$235.48
MCCALL, LISA D	VICE PRINCIPAL	\$95,687.28	\$2,380.58
MCELGUNN, JULEEN HELEN	SUPERINTENDENT	\$93,172.80	\$4,031.80
MILLWARD, ERNIE	TEACHER	\$77,354.41	\$786.24
MOCCI, GEORGE	TEACHER	\$77,354.42	\$98.15
MOMTAZI, TAHMINEH	TEACHER	\$83,900.68	\$722.00
MONTGOMERY, M JANET	SPEECH LANG. PATHOLOGIST	\$83,268.14	\$4,088.78
MORHART, BARRY M	TEACHER	\$85,386.16	\$0.00
MORHART, SHARI	TEACHER	\$78,651.63	\$315.00
NAZAROFF, MARGARET C	TEACHER	\$83,726.84	\$232.38
NEWSON, CRAIG M	TEACHER	\$76,854.09	\$0.00
NEWSON, KAREN LORRAINE	VICE PRINCIPAL	\$91,215.57	\$570.56
PATERSON, BARBRA J	PRINCIPAL	\$106,269.60	\$6,213.84
PENNELLI, CAROLINE	VICE PRINCIPAL	\$94,838.12	\$3,391.40
PETRICK, LESLIE J	TEACHER	\$77,006.41	\$175.00
PHILPOTT-ADHIKARY, SHERRY	TEACHER	\$77,239.21	\$2,705.30
PLANTE, CHERE P	TEACHER	\$83,217.65	\$0.00
POCHER, JAMES CYRUS	ASST.SECRETARY TREASURER	\$80,287.87	\$2,478.97
PODMOROW, ALISON	TEACHER	\$76,145.10	\$154.75
PODMOROW, STEVEN J	TEACHER	\$78,773.43	\$0.00
POZZOBON, STEVEN N	TEACHER	\$85,013.42	\$1,607.67
REICHL, GERHARD M	TEACHER	\$84,364.50	\$111.28
RIORDAN, SARAH J.M.	TEACHER	\$77,720.24	\$0.00
RUOCCO, PETER D	TEACHER	\$78,739.48	\$630.45
SAFEK, ERICA	TEACHER	\$76,247.87	\$0.00
SAFEK, MICHAL	PRINCIPAL	\$106,269.60	\$2,377.09
SCHULTING, C STEVEN	TEACHER	\$85,857.64	\$22.88
SCOTT, CATHERINE E	TEACHER	\$84,095.45	\$3,132.88
SEMINOFF, JOHN D	TEACHER	\$78,540.03	\$360.29
SHORT, J DOUGLAS	TEACHER	\$78,250.91	\$0.00
SIMPSON, DEIRDRE CP	TEACHER	\$84,912.46	\$0.00
SLATER, SYLVIA G	TEACHER	\$84,250.98	\$1,182.57
SUTHERLAND, GARRY R	PRINCIPAL	\$101,051.52	\$2,961.57
THIEL, LINDA C	PRINCIPAL	\$105,850.45	\$2,144.54
TONEATTO, MARCUS U	PRINCIPAL	\$108,340.68	\$3,533.07
TORGERSON, TONI	TEACHER	\$78,272.92	\$527.64
TREMBLAY, SCOTT M	TEACHER	\$84,662.78	\$0.00
TROWER, SUSAN M	MANAGER HUMAN RESOURCES	\$75,554.03	\$3,443.69
TUMLINSON, BARTON D	VICE PRINCIPAL	\$98,308.88	\$2,414.10
TURNER, CATHERINE L	PRINCIPAL	\$114,107.05	\$568.98
VAN ALLER, WILLIAM MITCHELL	DIRECTOR OF FACILITIES	\$102,261.24	\$20,650.89

SCHOOL DISTRICT NO.53 (OKANAGAN SIMILKAMEEN)
 FINANCIAL INFORMATION ACT REPORT 2010/2011

A. LIST OF EMPLOYEES WHOSE REMUNERATION EXCEEDS \$75,000.00

NAME =====	POSITION =====	REMUNERATION =====	EXPENSES =====
WARD, ROBERT J	TEACHER	\$82,646.40	\$0.00
WILLIAMS, PETER	TEACHER	\$84,662.78	\$0.00
WILSON, DAVID J	TEACHER	\$84,662.59	\$0.00
WURFLINGER, GORDON	TEACHER	\$86,156.39	\$0.00
TOTAL FOR EMPLOYEES WHOSE REMUNERATION EXCEEDS \$75,000.00		\$8,687,674.90 =====	\$145,138.77 =====

B. REMUNERATION TO EMPLOYEES PAID \$75,000.00 OR LESS

Total remuneration paid to employees where the amount paid to each employee was \$75,000.00 or less:	\$8,799,750.82 =====	\$283,322.27 =====
---	-------------------------	-----------------------

C. REMUNERATION TO ELECTED OFFICIALS	\$82,663.80 =====	\$34,818.49 =====
--------------------------------------	----------------------	----------------------

D. EMPLOYER PORTION OF E.I. AND C.P.P.

The employer portion of Employment Insurance and Canada Pension Plan paid to the Receiver General of Canada:	\$802,069.29 =====
---	-----------------------

**School District
Statement of Financial Information (SOFI)**

School District No. 53 (Okanagan Similkameen)

Fiscal Year Ended June 30, 2011

STATEMENT OF SEVERANCE AGREEMENTS

There were no severance agreements made between School District No.53 (Okanagan Similkameen) and its non-unionized employees during fiscal year ending June 30, 2011.

Prepared as required by *Financial Information Regulation*, Schedule 1, subsection 6(7)

SCHOOL DISTRICT NO.53 (OKANAGAN SIMILKAMEEN)
FINANCIAL INFORMATION ACT REPORT 2010/2011

A. LIST OF SUPPLIERS WHERE PAYMENTS EXCEED \$25,000.00

SUPPLIER NAME =====	EXPENDITURE =====
BFI CANADA - PENTICTON	\$68,306.54
CORPORATE EXPRESS	\$30,045.06
CULLEN DIESEL POWER LTD	\$42,645.71
DESERT SUN COUNSELING & RESOUR	\$46,552.00
FIREHALL BISTRO	\$39,704.94
FORTISBC-ELECTRICITY	\$325,654.73
FORTISBC-NATURAL GAS	\$350,121.91
FOURPHARM VENTURES LTD	\$30,554.02
GREGORY, PATRICIA	\$61,025.28
GREYBACK CONSTRUCTION LTD	\$11,472,375.98
IBM CANADA LTD	\$198,016.32
INSURANCE CORPORATION OF BC	\$29,042.00
INTERIOR ROOFING (2001) LTD	\$33,210.02
KMBR ARCHITECTS PLANNERS INC	\$488,734.06
LEJBAK CONSULTING	\$34,349.00
MARSH CANADA LIMITED	\$25,214.00
MINISTER OF FINANCE	\$82,279.14
MINISTRY OF CHILDREN & FAMILY	\$27,426.38
MORESBY FUELS LTD DBA ULTRA FU	\$125,562.50
MORNEAU SHEPELL LTD	\$37,573.84
MUNICIPAL PENSION PLAN	\$351,484.51
NORTHERN COMPUTER	\$220,160.97
OSOYOOS SECONDARY TRANSPORTATI	\$28,544.08
PACIFIC BLUE CROSS (DENTAL)	\$104,088.54
PACIFIC BLUE CROSS (EXT HEALTH)	\$159,775.39
PACIFIC CARBON TRUST	\$29,987.72
PEARSON CANADA INC.	\$32,841.84
PENSIONS BC	\$1,675,922.18
PENTICTON & DIST MULTICULTURAL	\$73,829.75
PRO ECO ENERGY LTD	\$49,504.00
PUBLIC EDUCATION BENEFITS TRUS	\$241,620.83
RFS CANADA	\$44,604.45
RICOH CANADA INC.	\$56,965.00
SCHOOL DISTRICT #67 (OKANAGAN SKAHA)	\$61,158.38
SCHOOL DISTRICT #74 (GOLD TRAIL)	\$67,923.76
SHARP'S AUDIO VISUAL LTD	\$150,244.54
SOFTCHOICE CORPORATION	\$30,046.80
SRB EDUCATION	\$99,201.48
STANTEC CONSULTING LTD (SCL)	\$144,161.70
TELUS	\$60,540.04
TOWN OF OLIVER	\$174,769.48
WESCLEAN EQUIPMENT & CLEANING	\$57,592.62
WOOD WYANT INC	\$31,750.17
WORK SAFE BC	\$119,363.32
XPEDX	\$31,860.51

TOTAL FOR SUPPLIERS WHERE PAYMENTS EXCEED \$25,000.00	\$17,646,335.49 =====

SCHOOL DISTRICT NO.53 (OKANAGAN SIMILKAMEEN)
FINANCIAL INFORMATION ACT REPORT 2010/2011

B. SUPPLIERS PAID \$25,000.00 OR LESS

Total amount paid to suppliers where the amount
paid to each supplier was \$25,000.00 or less:

\$1,873,907.72

=====

Reconciliation of S.O.F.I. Report and District Financial Statements

S.O.F.I. Report

Remuneration and expenses	
Exceeding \$75,000 (remuneration)	\$8,687,675
Exceeding \$75,000 (expenses)	\$145,139
Less than \$75,000 (remuneration)	\$8,799,751
Less than \$75,000 (expenses)	\$283,322
Elected Officials (remuneration)	\$82,664
Elected Officials (expenses)	\$34,818
Employer portion of C.P.P. and E.I. paid to the Receiver General	\$802,069
Payment for the provision of Goods and Services	
Exceeding \$ 25,000	\$17,646,335
\$ 25,000 and under	\$1,873,908
GRAND TOTAL OF SCHEDULED PAYMENTS	<u>\$38,355,681</u>
Financial statement expenditures-	
Total expense (from Statement 2 - Statement of Revenue and Expenditure	\$26,364,722
TOTAL OF FINANCIAL STATEMENT EXPENDITURES	\$26,364,722
Difference	(\$11,990,959)

Explanation of Differences

Grand total of Scheduled payments

Records cash payments in fiscal year
 Uses Cash bases of accounting accruals not recorded
 Payments recorded at gross value which includes HST
 All cash payments included in schedule
 No amortization of Capital Assets
 Does not record Deferrals or accruals
 Work in Progress recorded as expense

Financial Statement Expenditures

Records expenditures due and payable in year
 Expenses recorded using Generally Accepted Accounting Principles
 Expenditures are net of credits received or receivable (Excluding % of HST)
 Payments for Capital Assets are Capitalized not expensed
 Capital Assets amortized in Financial Statements
 Records deferrals and accruals as per Generally Accepted Accounting Principles
 Work in Progress is Capitalized.